

Downtown Belmont Parking Survey November 2016

Thursday, March 30, 2017

Parking Survey Summary

Main Street Belmont | Economic Restructuring Committee

The Belmont Parking Survey (from 1/24/17 to 3/10/17) had 648 respondents who were from the Belmont zip code 28012. Below is a summary of findings from that zip code.

- Belmont respondents were more apt to visit Downtown Belmont daily or 10+ times /month.
- The majority of the Belmont respondents came to Downtown for the restaurants; the next largest groups came for events, leisure and shopping; and those working Downtown represented the least reason for visits.
- The Belmont respondents were fairly evenly distributed regarding the hours they visited Downtown Belmont (from 7a - 6p, after 6pm, M-F or Weekends).
- Only 14% (90 people) of the Belmont respondents work in Downtown.
- Of the Belmont respondents that work in Downtown, the slight majority work in offices of 1-5 employees, the next largest group are employed in offices of 16+ employees.
- 83% of Belmont respondents expressed they had challenges finding parking in Downtown.

Parking Survey Summary (Continued)

Main Street Belmont | Economic Restructuring Committee

Belmont respondents expressed they were most unable to locate parking on weekends during special events and on weekends after 6p. The next largest times of difficulty were on weekdays after 6p. Weekdays between 8a - 6p and weekends between 8a - 6p were also times of difficulty, but to a lower percentage of the respondents.

When asked what distance was acceptable for parking during regular business hours, the largest group of Belmont respondents (at 40%) indicated anywhere downtown was walkable, with the percentages stair stepping downward as the distances got smaller (from anywhere downtown, to more than 2 blocks, to 2 blocks, 1 block, and 1/2 block).

Regarding opinions on parking solutions, the vast majority of Belmont respondents indicated a preference for Additional parking lots (81%), followed by Parking Garage, Directional signs to additional parking, and Shuttle service during special events. The least favored solution was meter parking on-street (8%).

Regarding Belmont respondents' support of a bond referendum for additional parking in Downtown Belmont, similar to the Fayetteville example provided, 52% (197 people) of Belmont residents responded as a "maybe - need additional information" and 34% (131 people) said "yes".

652

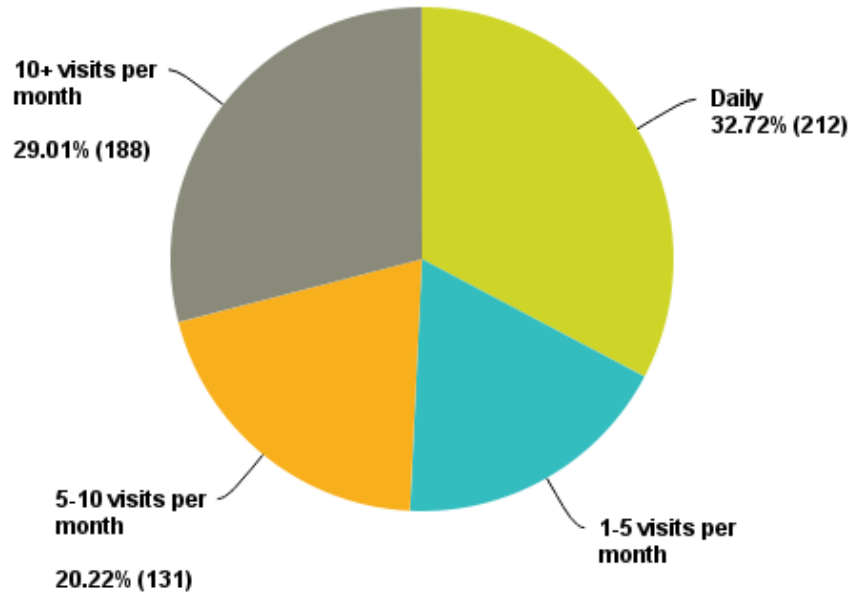
Total Responses

Date Created: Tuesday, September 13, 2016

Complete Responses: 652

Q1: How often do you visit downtown Belmont?

Answered: 648 Skipped: 4



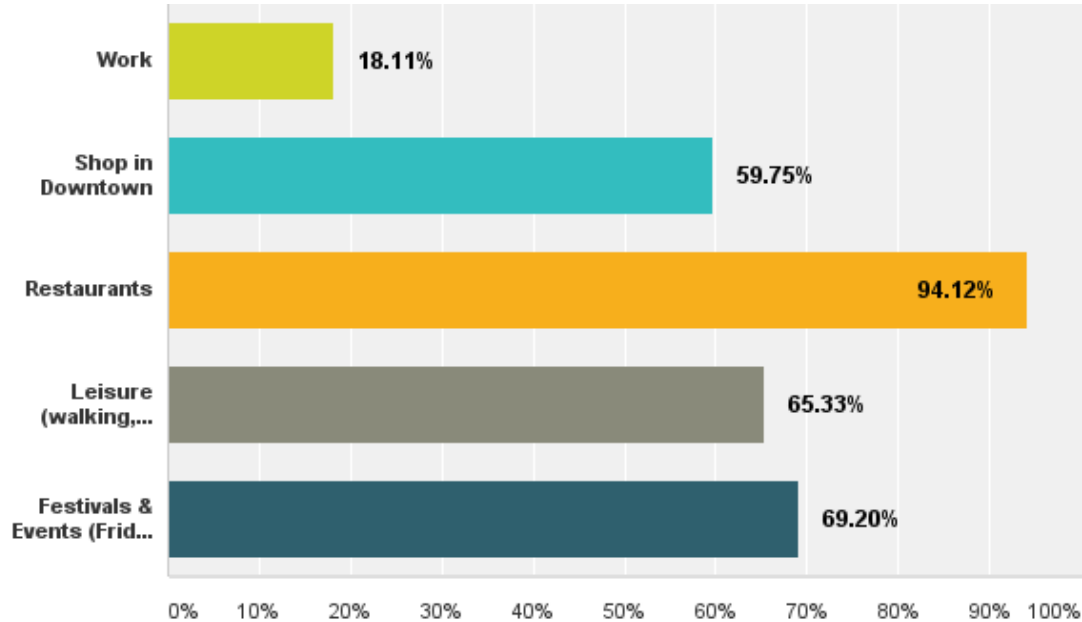
Q1: How often do you visit downtown Belmont?

Answered: 648 Skipped: 4

Answer Choices	Responses	
Daily	32.72%	212
1-5 visits per month	18.06%	117
5-10 visits per month	20.22%	131
10+ visits per month	29.01%	188
Total		648

Q2: Why do you visit Downtown Belmont? (Check all that apply)

Answered: 646 Skipped: 6



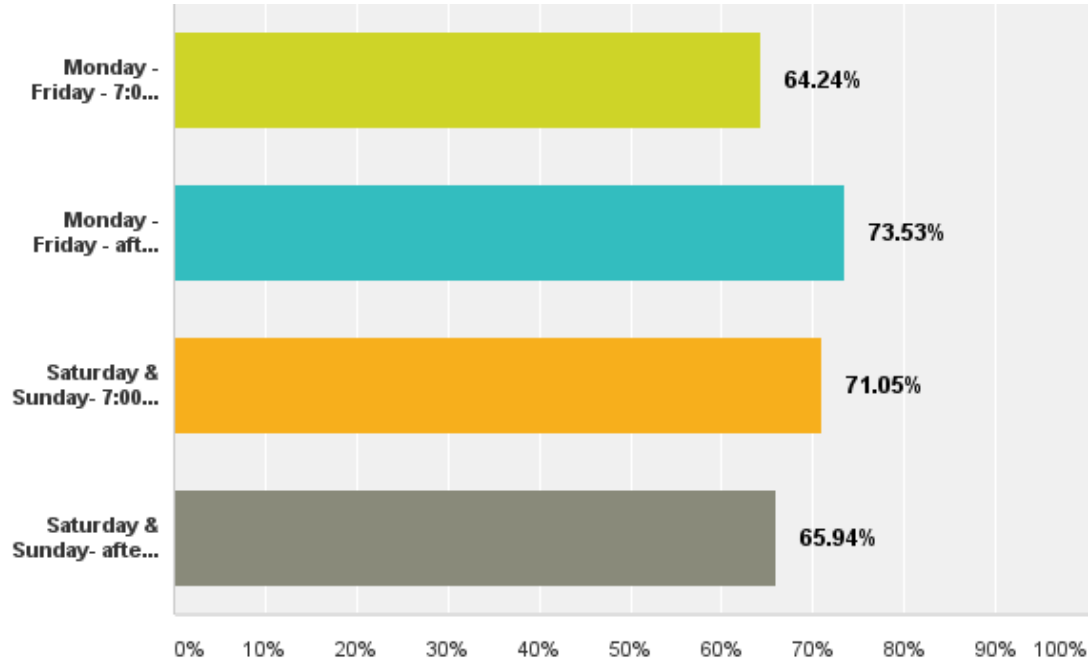
Q2: Why do you visit Downtown Belmont? (Check all that apply)

Answered: 646 Skipped: 6

Answer Choices	Responses	
Work	18.11%	117
Shop in Downtown	59.75%	386
Restaurants	94.12%	608
Leisure (walking, cycling, family activities)	65.33%	422
Festivals & Events (Friday Night Live, GaribaldiFest, etc.)	69.20%	447
Total Respondents: 646		

Q3: When do you visit Downtown Belmont? (Check all that apply)

Answered: 646 Skipped: 6



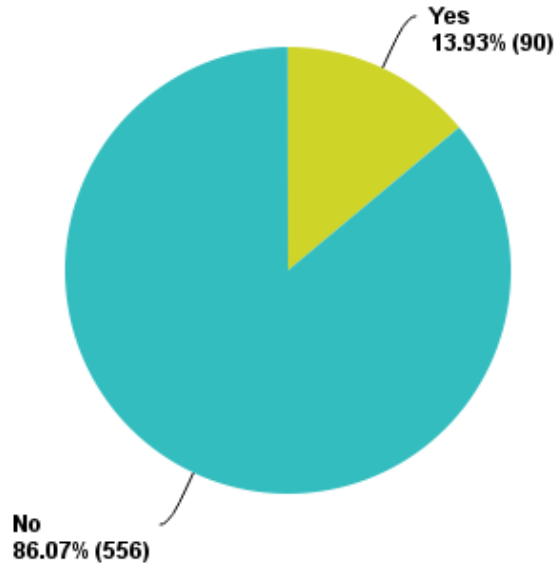
Q3: When do you visit Downtown Belmont? (Check all that apply)

Answered: 646 Skipped: 6

Answer Choices	Responses
Monday - Friday - 7:00 a.m. - 6:00 p.m.	64.24% 415
Monday - Friday - after 6:00 p.m.	73.53% 475
Saturday & Sunday- 7:00 a.m. - 6:00 p.m.	71.05% 459
Saturday & Sunday- after 6:00 p.m.	65.94% 426
Total Respondents: 646	

Q4: Do you work in Downtown Belmont?

Answered: 646 Skipped: 6



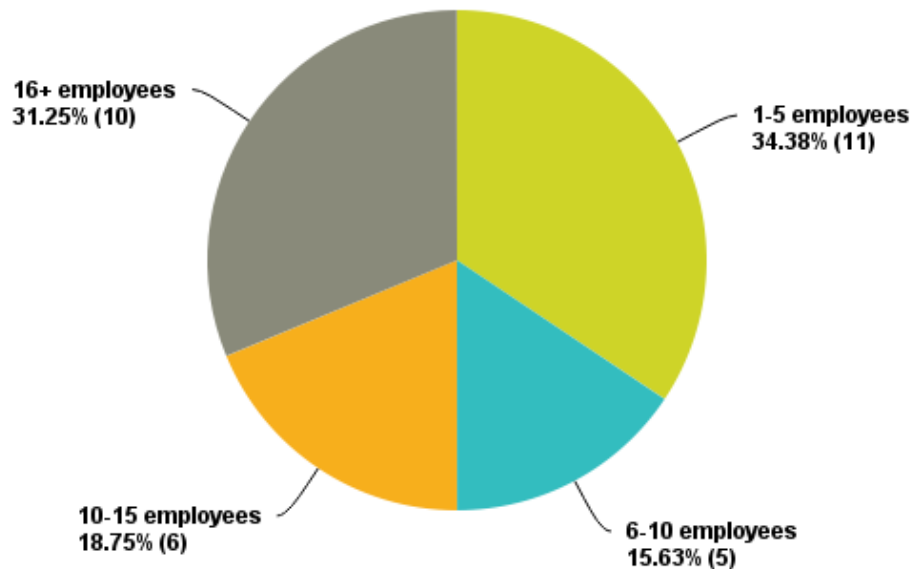
Q4: Do you work in Downtown Belmont?

Answered: 646 Skipped: 6

Answer Choices	Responses
Yes	13.93% 90
No	86.07% 556
Total	646

Q5: If you work in downtown Belmont, how many employees currently work at the location where you work?

Answered: 32 Skipped: 620



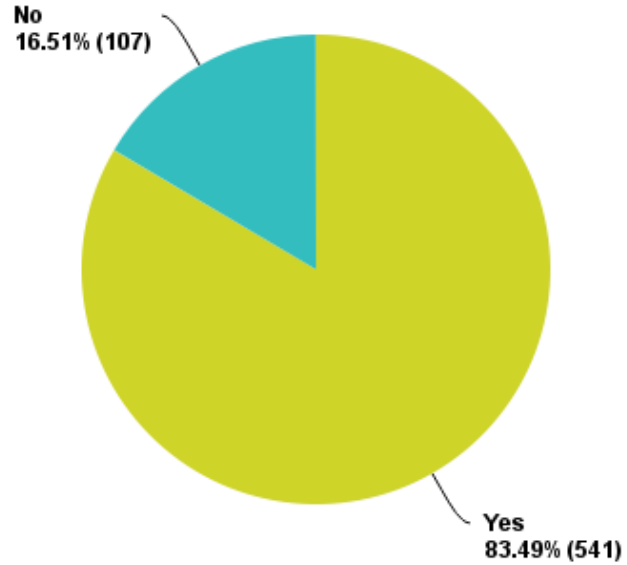
Q5: If you work in downtown Belmont, how many employees currently work at the location where you work?

Answered: 32 Skipped: 620

Answer Choices	Responses	
1-5 employees	34.38%	11
6-10 employees	15.63%	5
10-15 employees	18.75%	6
16+ employees	31.25%	10
Total		32

Q6: Challenges finding parking in Downtown Belmont?

Answered: 648 Skipped: 4



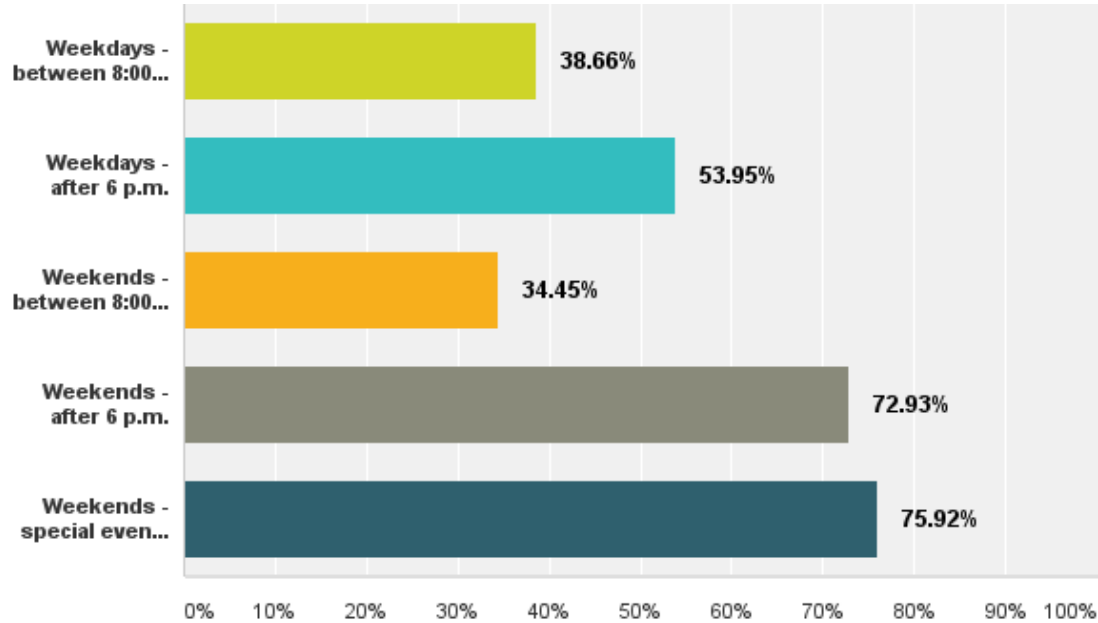
Q6: Challenges finding parking in Downtown Belmont?

Answered: 648 Skipped: 4

Answer Choices	Responses	
Yes	83.49%	541
No	16.51%	107
Total		648

Q7: If unable to locate parking, when? (Check all that apply)

Answered: 569 Skipped: 83



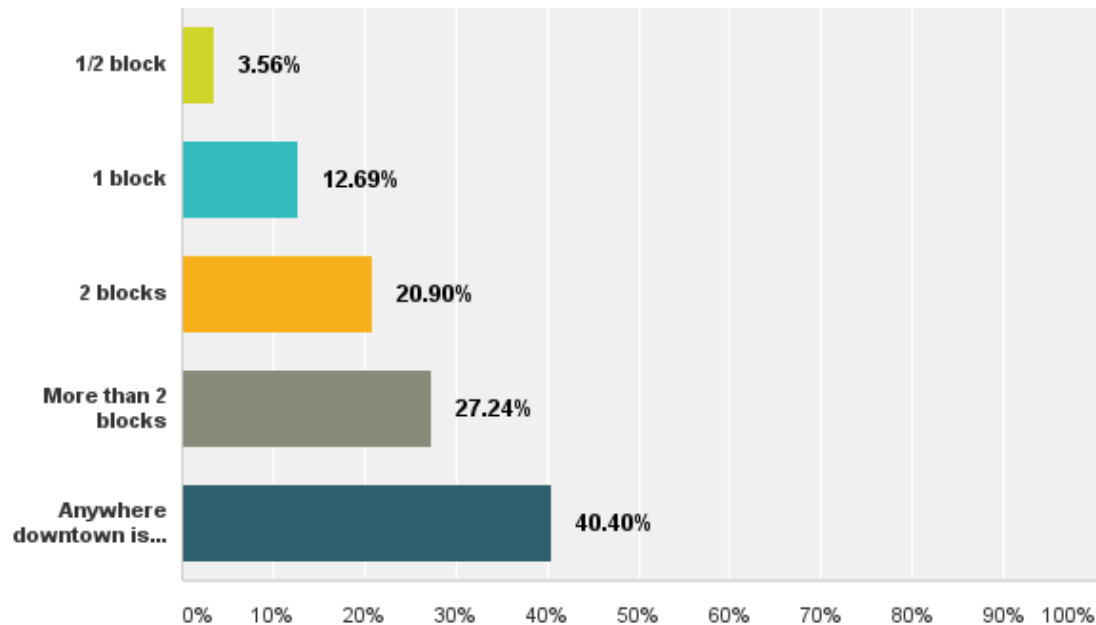
Q7: If unable to locate parking, when? (Check all that apply)

Answered: 569 Skipped: 83

Answer Choices	Responses	
Weekdays - between 8:00 a.m. - 6:00 p.m.	38.66%	220
Weekdays - after 6 p.m.	53.95%	307
Weekends - between 8:00 a.m. - 6:00 p.m.	34.45%	196
Weekends - after 6 p.m.	72.93%	415
Weekends - special events (Friday Night Live, etc.)	75.92%	432
Total Respondents: 569		

Q8: What is the distance that you consider "too far" to walk during regular business hours?

Answered: 646 Skipped: 6



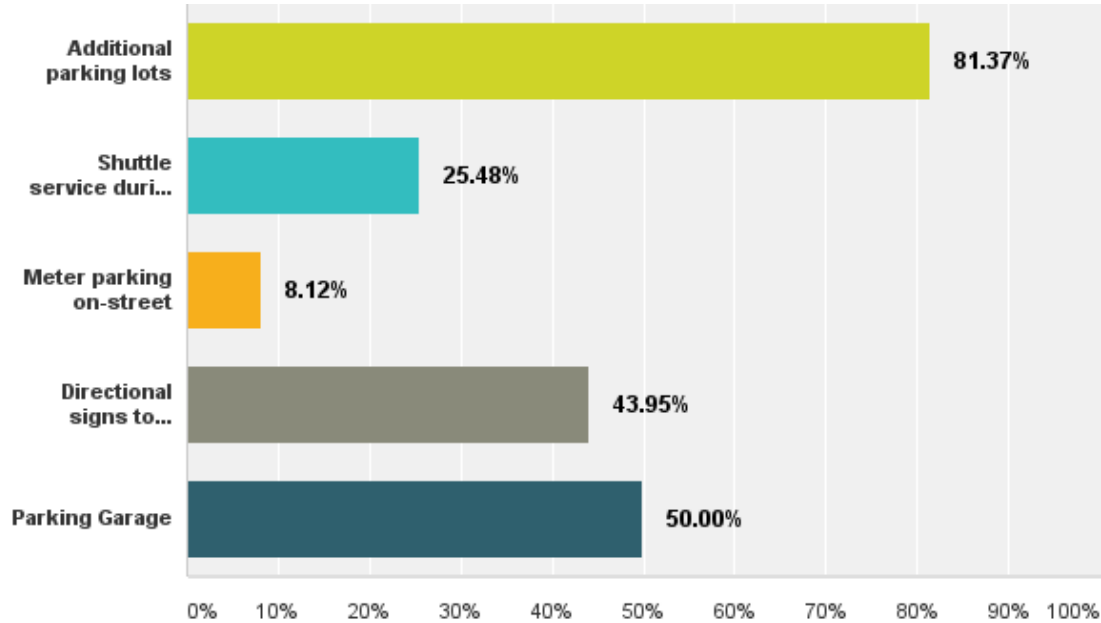
Q8: What is the distance that you consider "too far" to walk during regular business hours?

Answered: 646 Skipped: 6

Answer Choices	Responses	
1/2 block	3.56%	23
1 block	12.69%	82
2 blocks	20.90%	135
More than 2 blocks	27.24%	176
Anywhere downtown is walkable as long as parking is available	40.40%	261
Total Respondents: 646		

Q9: If parking is an issue in Downtown Belmont, how can we solve it? (Check all that apply)

Answered: 628 Skipped: 24



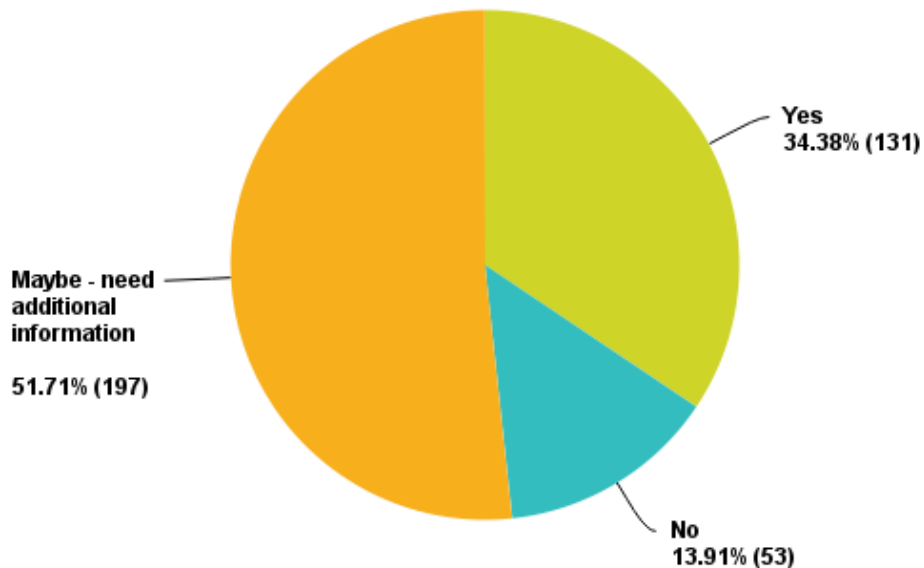
Q9: If parking is an issue in Downtown Belmont, how can we solve it? (Check all that apply)

Answered: 628 Skipped: 24

Answer Choices	Responses	
Additional parking lots	81.37%	511
Shuttle service during special events	25.48%	160
Meter parking on-street	8.12%	51
Directional signs to additional parking	43.95%	276
Parking Garage	50.00%	314
Total Respondents: 628		

Would you support a similar bond referendum for additional parking in Downtown Belmont?

Answered: 381 Skipped: 271



\$0.0155 \$125,000 \$1.42 \$16.98 \$339.00 \$0.0155 \$15
0,000 \$1.69 \$20.25 \$405.00

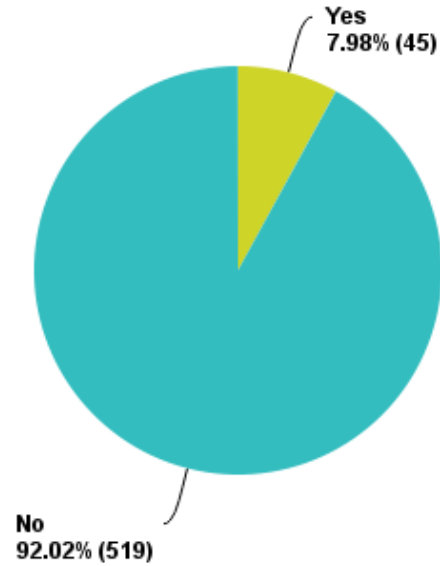
Would you support a similar bond referendum for additional parking in Downtown Belmont?

Answered: 381 Skipped: 271

Answer Choices	Responses
Yes	34.38% 131
No	13.91% 53
Maybe - need additional information	51.71% 197
Total	381

Q12: Would you like to be contacted to share your ideas for additional parking?

Answered: 564 Skipped: 88



Q12: Would you like to be contacted to share your ideas for additional parking?

Answered: 564 Skipped: 88

Answer Choices	Responses
Yes	7.98% 45
No	92.02% 519
Total	564